


Name: _____



Use interesting details to make your characters come to life.

- A. Read the story. Then use your imagination to answer the questions about the character. Try to think of details that would make George more interesting.

George sat on the steps of his apartment building. The steaming sun beat down on his shoulders, and the street was almost deserted. George heard the old grandfather clock inside the apartment chime noon. He thought about his sister's request. She wanted him to enter a local talent contest. Before the accident, he would've done it in a heartbeat. But now he'd do just about anything to get out of it.

1. What is George's full name? How old is he?

2. What does George look like?

3. What are George's goals?

4. What are George's strengths?

5. What are George's weaknesses?

- B. Reread the story. Find the two contractions and write them below. Then write the two words that form each contraction.

1. _____ = _____ + _____

2. _____ = _____ + _____

**Ideas**

Use vivid details to make your setting interesting.

- A. Read the story. Then use your imagination to answer the questions about the setting.

Greta looked around with dread. She couldn't believe her eyes! She let out a long sigh. This wouldn't be the first time her science experiments had gotten her into trouble. She could've gone to summer camp, but instead she'd spent her entire vacation trying to earn enough money to pay for the damage her last experiment caused. And now, she had made an even bigger mess! When her parents got home, they'd ground her for life!

1. At what time of day does the story take place?

2. Where does the story take place? Be specific.

3. What does the place look like? Describe it.

4. What can you hear in the setting? Smell? Feel? Touch?


- B. Reread the story. Find the contractions formed from *have*, *had*, or *would* and write them below. Then write the two words that form each contraction.

1. _____ = _____ + _____

2. _____ = _____ + _____

3. _____ = _____ + _____

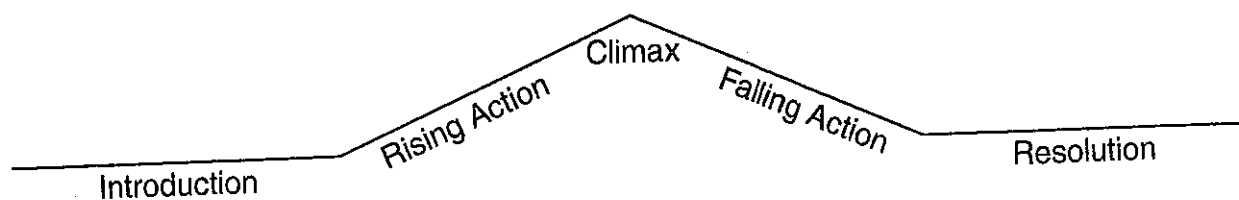
Name: _____



Develop a good plot by planning an exciting sequence of events.

A. Read the basic plot. Fill in the plot diagram to show the sequence of events.

Basic plot: Two boys are walking in the woods. They hear a strange sound. They see a bear and her cubs! They get scared and hide. The bears go away. The boys run back and tell all of the other campers about it.



B. The plot above is clear, but it needs to be developed. Answer the questions to give more details about each event.

1. How does the story begin?

2. What happens next?

3. What is the climax of the story?

4. How does the story end?

Name: _____

Week 3 • Day 4



Develop your characters, setting, and plot to make your story interesting and detailed.

Answer the questions and fill in the plot diagram to plan your own short story about someone who wakes up on another planet.

1. Who is the main character of your story? Describe him or her.

2. What is the setting of your story? Describe it.

3. How does your story begin?

4. What is the climax of the story?

5. What happens at the end?

